

Just for Now Zoom Polls

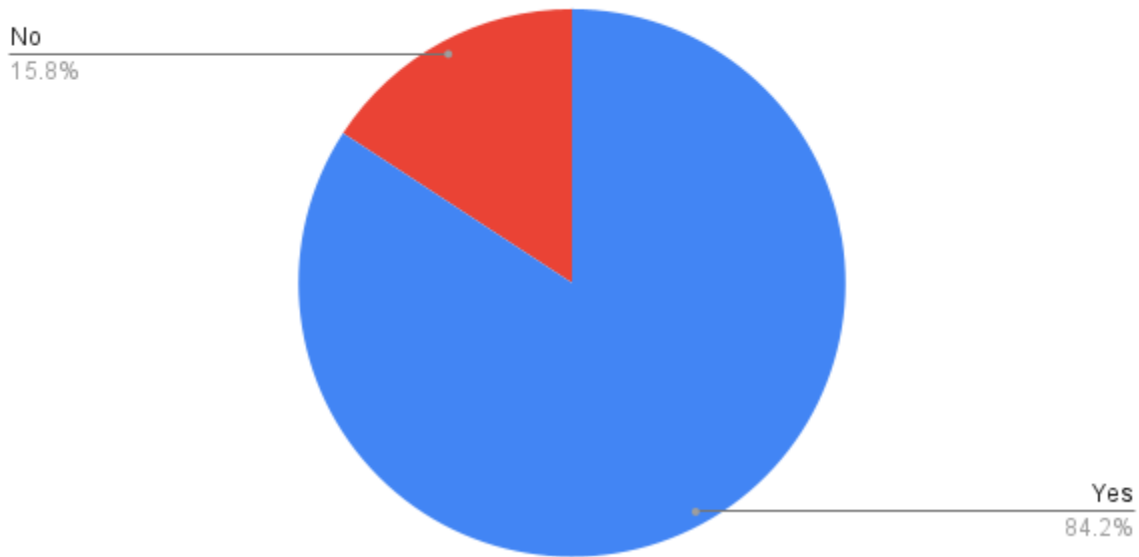
Data gathered via Zoom Polls on Just for Now calls, 17 May 2020-2 October 2022; 591 total respondents

Shared the information from these calls with colleagues?

Polled 17 May 2020; 76 respondents

Shared the information from these calls with colleagues?	# of Respondents	% of Respondents
Yes	64	84.21
No	12	15.79

Have you shared the information from the Just for Now calls with colleagues?

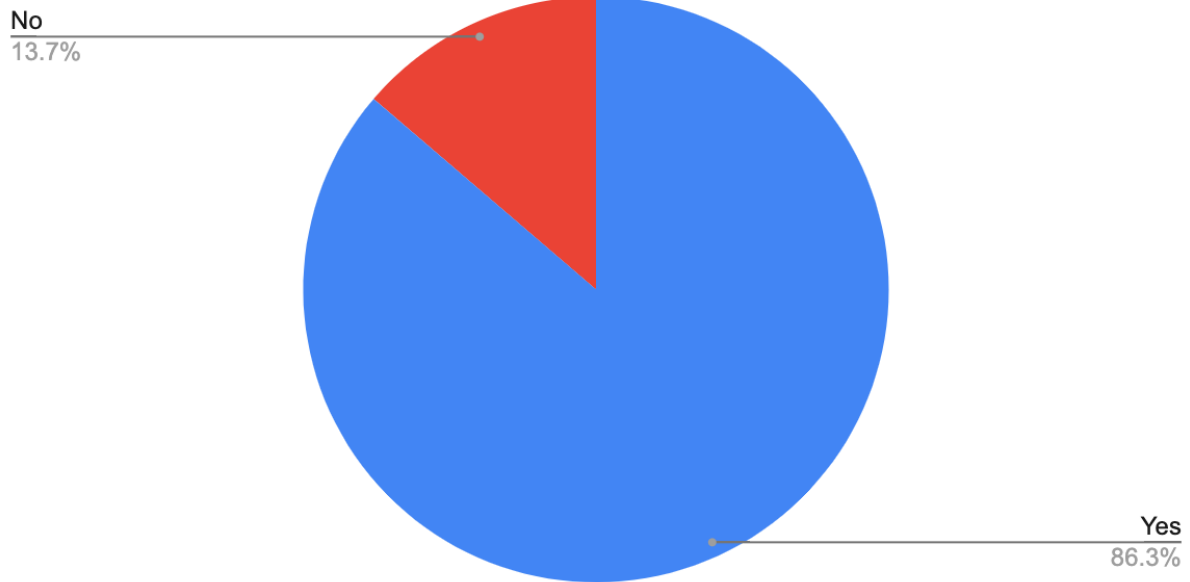


After Covid will you continue to use telehealth for your therapy sessions?

Polled 11 April 2021; 51 respondents

After Covid will you continue to use telehealth for your therapy sessions?	# of Respondents	% of Respondents
Yes	44	86.27
No	7	13.73

After Covid will you continue to use telehealth for your therapy sessions?

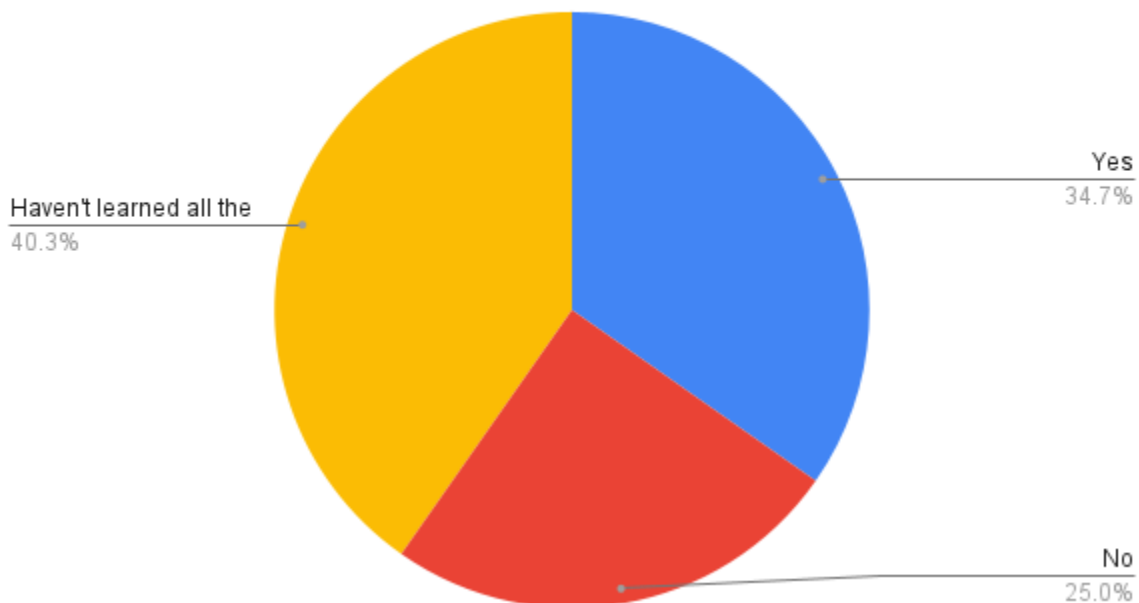


Do you use the Puppet App?

Polled 6 February 2022, 3 April 2022; 72 total respondents

Do you use the Puppet App?	# of Respondents	% of Respondents
Yes	25	34.72
No	18	25.00
Haven't learned all the features	29	40.28

Do you use the Puppet App?

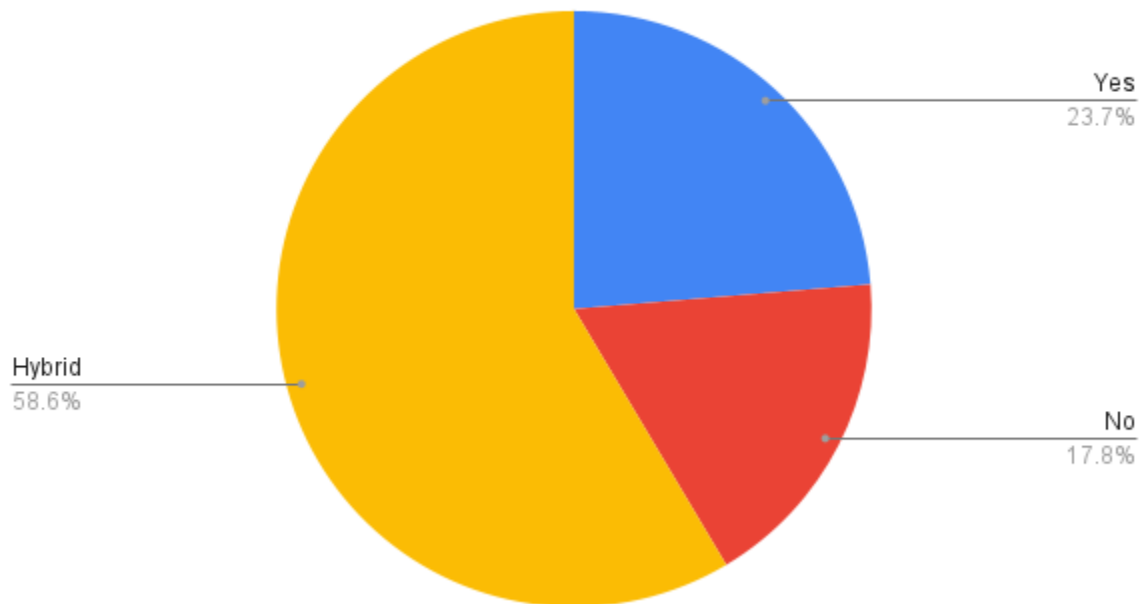


Working Remote?

Polled 9 January 2022, 6 February 2022, 3 April 2022, 5 June 2022; 152 total respondents

Working remote?	# of Respondents	% of Respondents
Yes	36	23.68
No	27	17.76
Hybrid	89	58.55

Working remote?

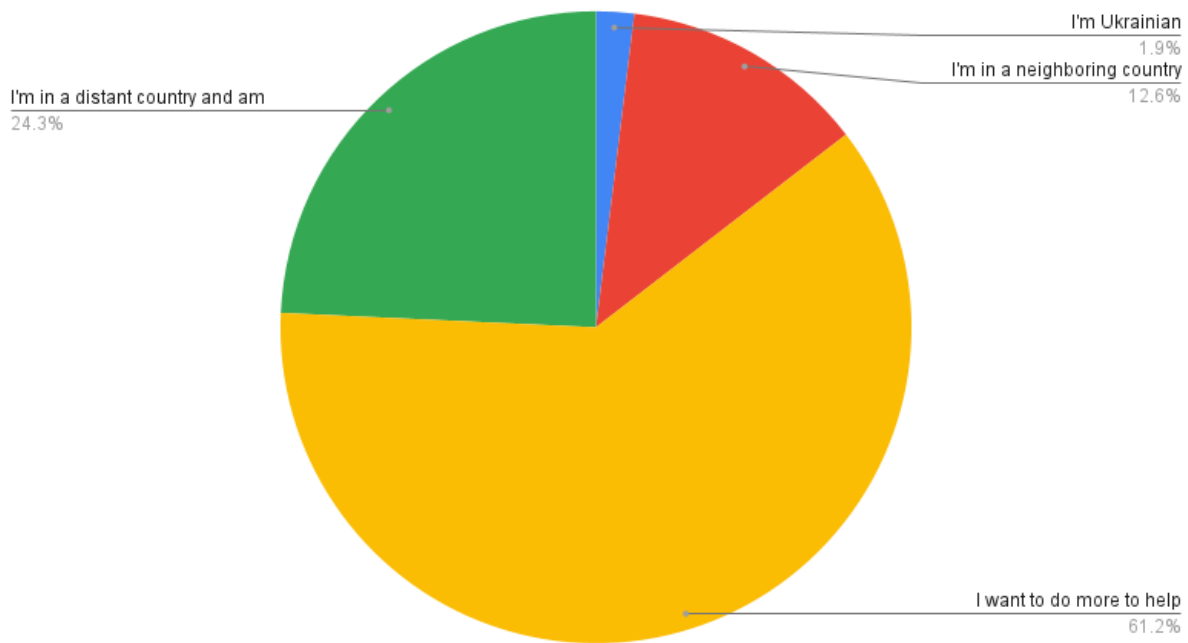


The War in Ukraine

Polled 3 April 2022, 5 June 2022, 2 October 2022; 103 total respondents

The War in Ukraine	# of Respondents	% of Respondents
I'm Ukrainian	2	1.94
I'm in a neighboring country and working with refugees and/or preparing to	13	12.62
I want to do more to help	63	61.17
I'm in a distant country and am helping others with this crisis	25	24.27

The War in Ukraine

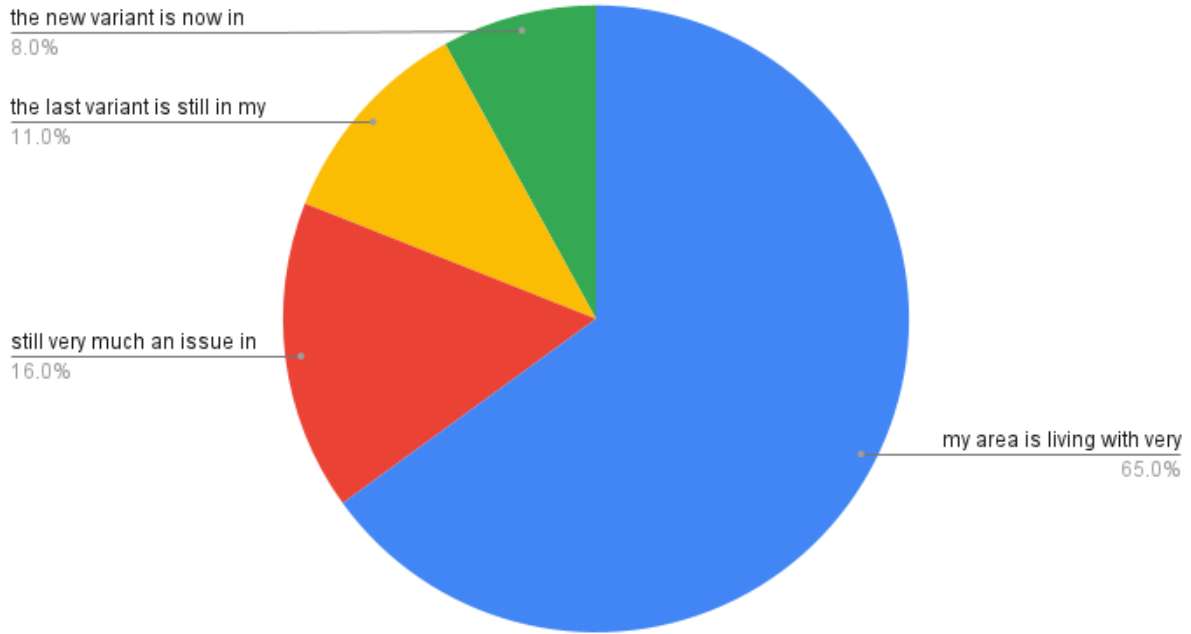


Covid...

Polled 6 February 2022, 3 April 2022, 5 June 2022, 2 October 2022; 100 total respondents

Covid...	# of Respondents	% of Respondents
my area is living with very few restrictions regarding Covid	65	65.00
still very much an issue in many ways	16	16.00
the last variant is still in my region and/or in my own home	11	11.00
the new variant is now in my region and/or in my own home	8	8.00

Covid...



Do you use the Apps?

Polled 2 October 2022; 37 respondents

Do you use the apps?	# of Respondents	% of Respondents
No	12	32.43
Yes - they're so useful	19	51.35
I used to - but don't now that I can be in person	5	13.51
What apps?	1	2.70

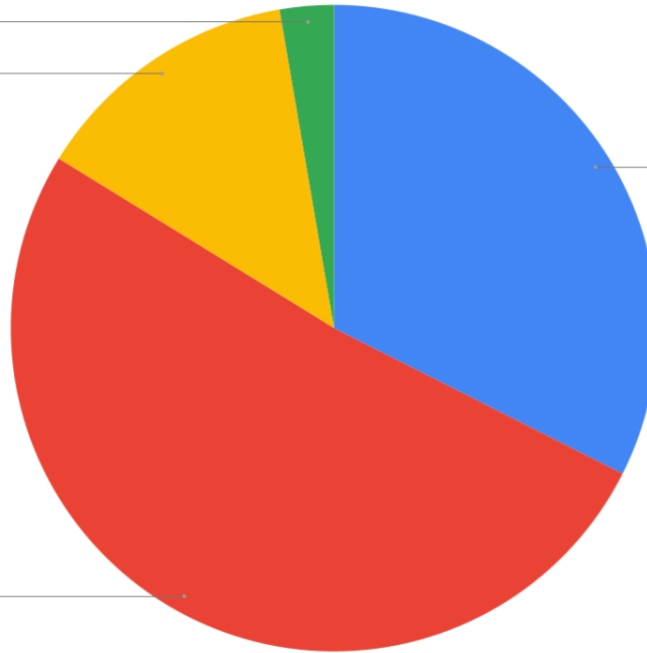
Do you use the apps?

What apps?
2.7%

I used to - but don't now that I can be in person
13.5%

Yes - they're so useful
51.4%

No
32.4%



Online Play Therapy Websites Analytics

Automatic website analytics 30-day tallies of anonymous unique visitors with source countries to onlinesandtray.com, onlinedollhouses.com, and onlinepuppets.org, 12 December 2022-11 January 2023; 32,310 total unique visitors

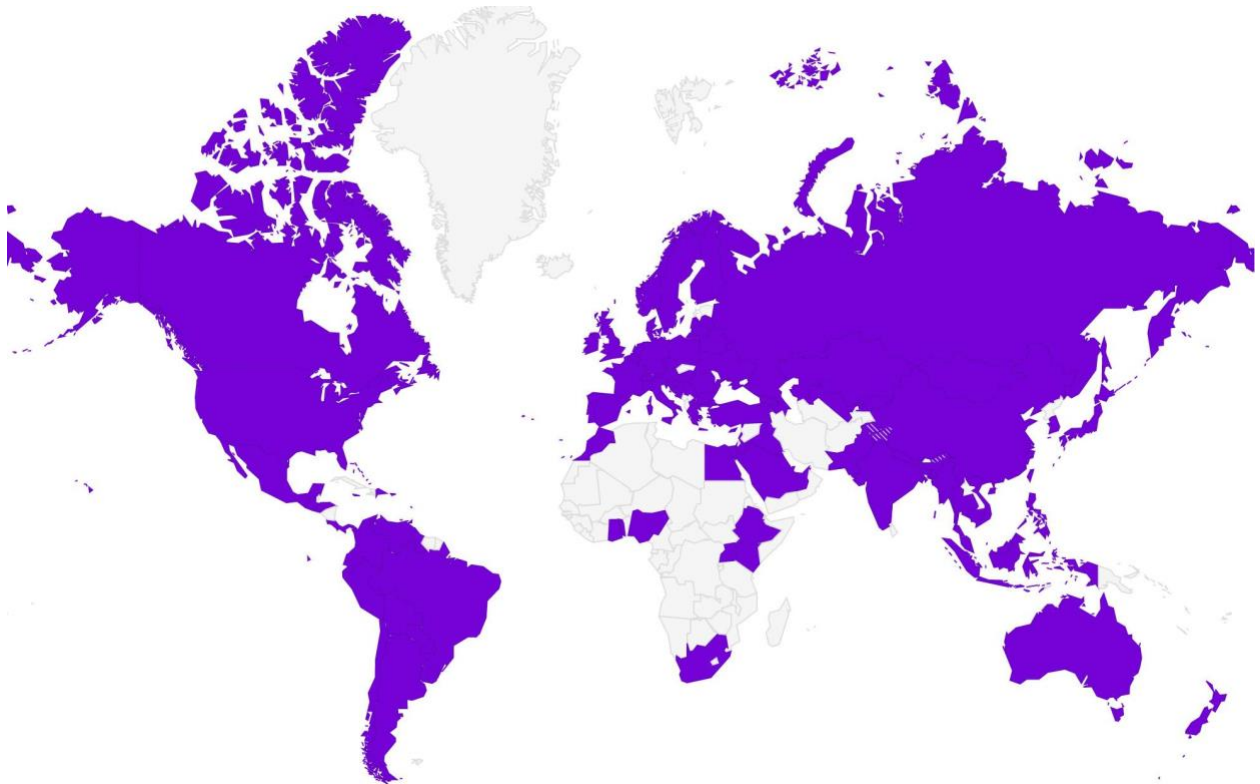
Site	Unique Visitors in 30-day Period
Online SandTray	24,590
Online Dollhouses	4,840
Online Puppets	2,880

Online Websites Visitors' Source Countries During 30-day Period

Argentina	British Virgin Islands	Dominican Republic
Armenia	Bulgaria	Ecuador
Australia	Cambodia	Egypt
Austria	Canada	El Salvador
Azerbaijan	Chile	Ethiopia
Bahamas	China	Finland
Bahrain	Colombia	France
Bangladesh	Costa Rica	Georgia
Belarus	Croatia	Germany
Belgium	Curaçao	Ghana
Bermuda	Cyprus	Gibraltar
Bolivia	Czech Republic	Greece
Bosnia and Herzegovina	Denmark	Guatemala
Brazil	Dominica	Guernsey

Guyana	Martinique	Serbia
Honduras	Mexico	Seychelles
Hong Kong	Mongolia	Singapore
Hungary	Morocco	Slovenia
India	Myanmar	South Africa
Indonesia	Nepal	South Korea
Iraq	Netherlands	Spain
Ireland	New Zealand	Sweden
Israel	Nigeria	Switzerland
Italy	North Macedonia	Taiwan
Jamaica	Norway	Thailand
Japan	Pakistan	Togo
Jordan	Palestine	Tor
Kazakhstan	Panama	Trinidad and Tobago
Kenya	Paraguay	Turkey
Kuwait	Peru	Uganda
Kyrgyzstan	Philippines	Ukraine
Latvia	Poland	United Arab Emirates
Lebanon	Portugal	United Kingdom
Lithuania	Puerto Rico	United States
Luxembourg	Qatar	Uruguay
Macau	Romania	Uzbekistan
Malaysia	Russia	Venezuela
Malta	Saudi Arabia	Vietnam

Online Websites Visitors' Source Countries During 30-day Period

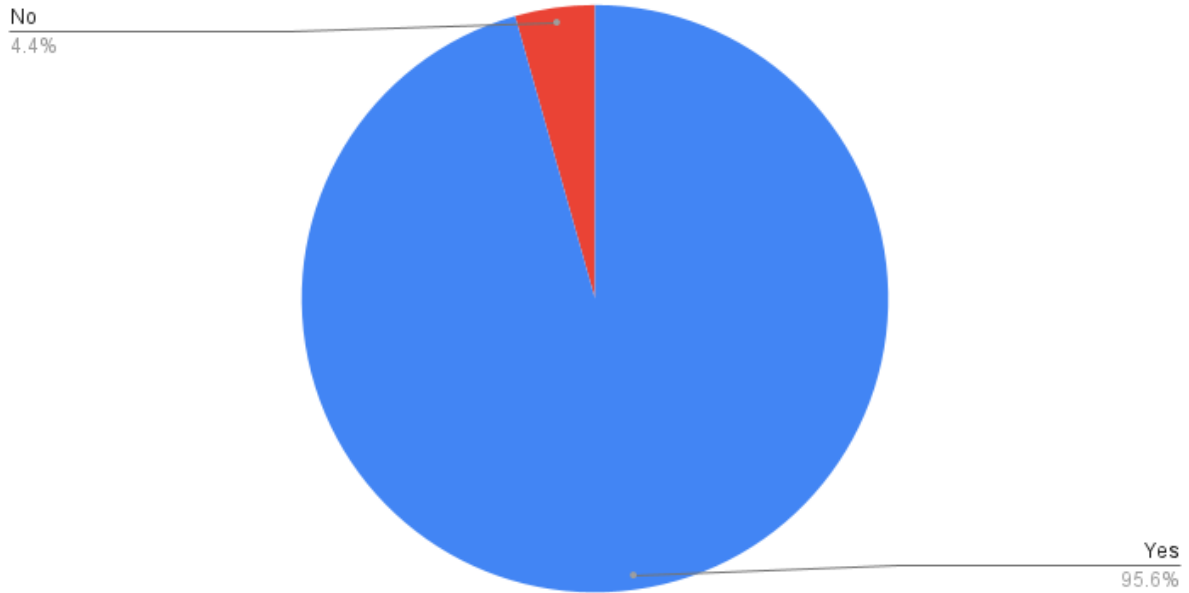


Oaklander Model Gestalt Play Therapy Survey

Data gathered January 2023 via Google Forms survey; 91 total respondents

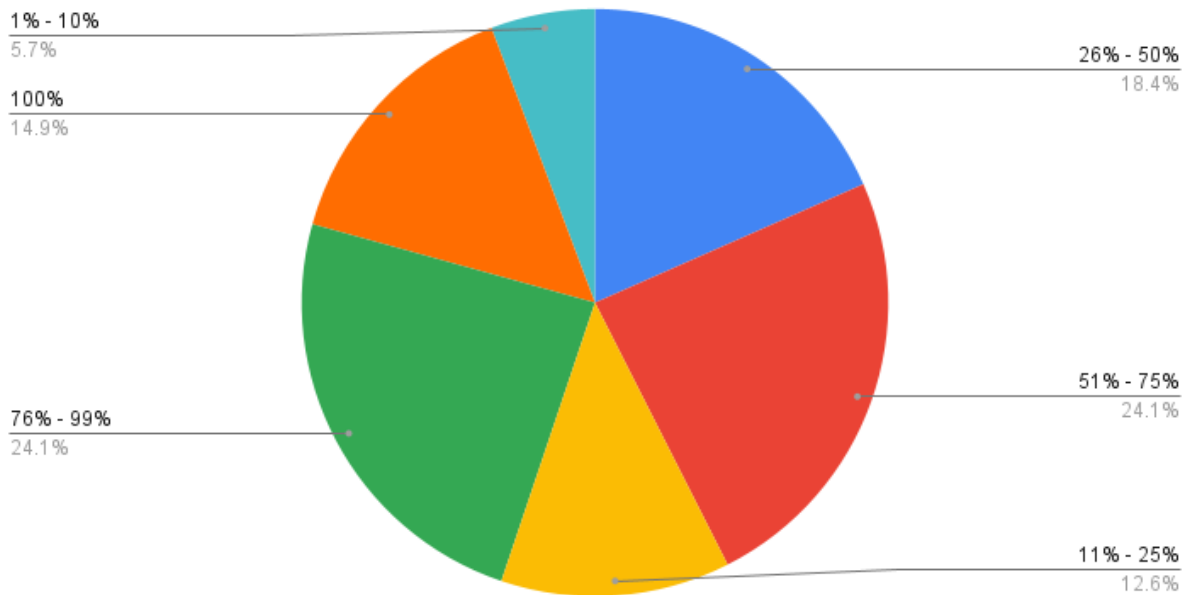
Do you use Gestalt Play Therapy/the Oaklander Model in your practice with children, adolescents, and/or families?	# of Respondents	% of Respondents
Yes	87	95.60
No	4	4.40

Do you use Gestalt Play Therapy/ the Oaklander Model in your practice with children, adolescents, and/or families?



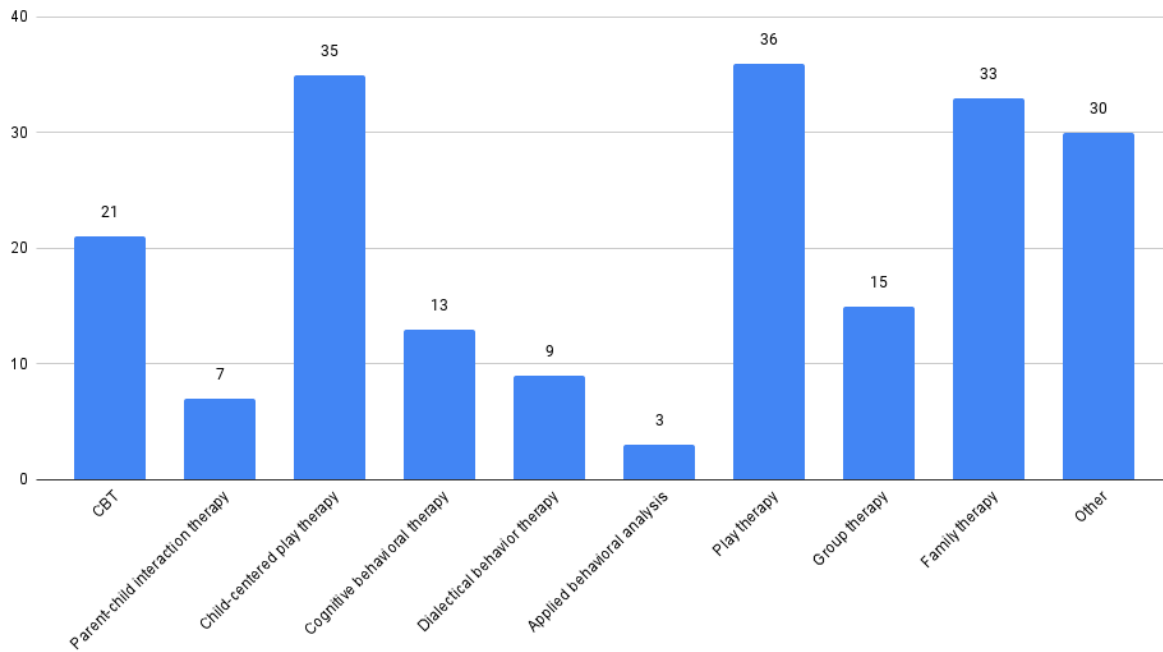
If you use Gestalt Play Therapy/the Oaklander Model in your practice with children, adolescents, and/or families, what percentage of your practice do you use this model?	# of Respondents	% of Respondents
1% - 10%	5	5.75
11% - 25%	11	12.64
26% - 50%	16	18.39
51% - 75%	21	24.14
76% - 99%	21	24.14
100%	13	14.94

If you use Gestalt Play Therapy/ the Oaklander Model in your practice with children, adolescents, and/or families, what percentage of your practice do



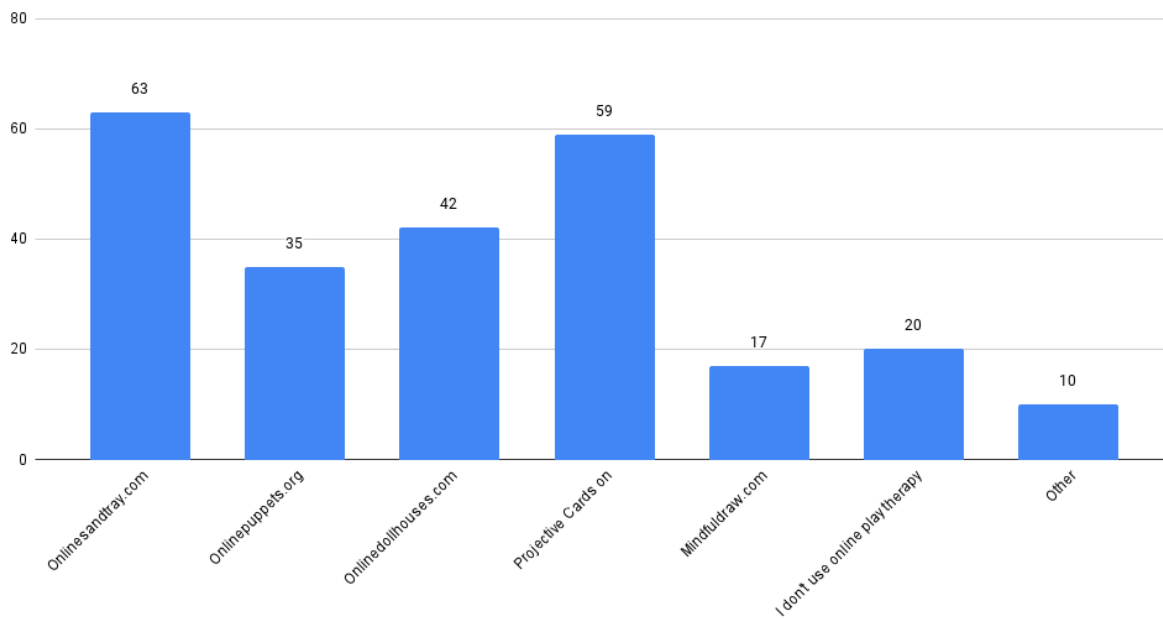
What other methods of therapy do you use with children, adolescents, and/or families? (Select all that apply)	# of Respondents	% of Respondents
CBT	21	31.34
Parent-child interaction therapy	7	10.45
Child-centered play therapy	35	52.24
Cognitive behavioral therapy	13	19.40
Dialectical behavior therapy	9	13.43
Applied behavioral analysis	3	4.48
Play therapy	36	53.73
Group therapy	15	22.39
Family therapy	33	49.25
Other	30	44.78

What other methods of therapy do you use with children, adolescents, and/or families?



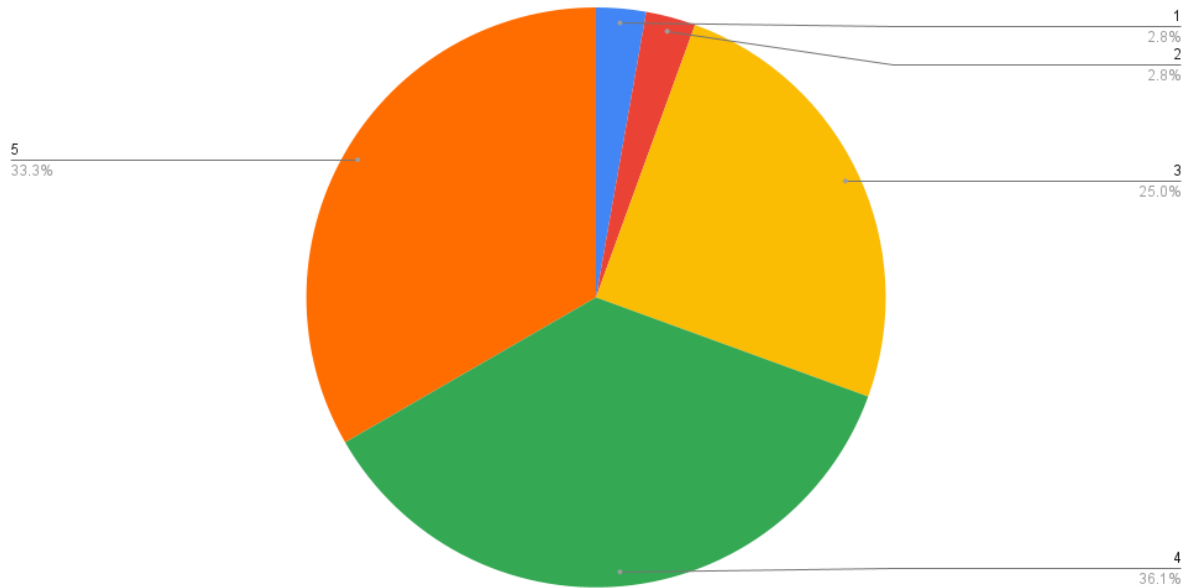
Which of the following online tools have you used since March 2020 in your therapy work with children, adolescents, and/or families? (Select all that apply)	# of Respondents	% of Respondents
Onlinesandtray.com	63	69.23
Onlinepuppets.org	35	38.46
Onlinedollhouses.com	42	46.15
Projective Cards on Oaklandertraining.org	59	64.84
Mindfuldraw.com	17	18.68
I don't use online play therapy tools in my therapy work	20	21.98
Other	10	10.99

Which of the following online tools have you used since March 2020 in your therapy work with children, adolescents, and/or families? (Select all that apply)



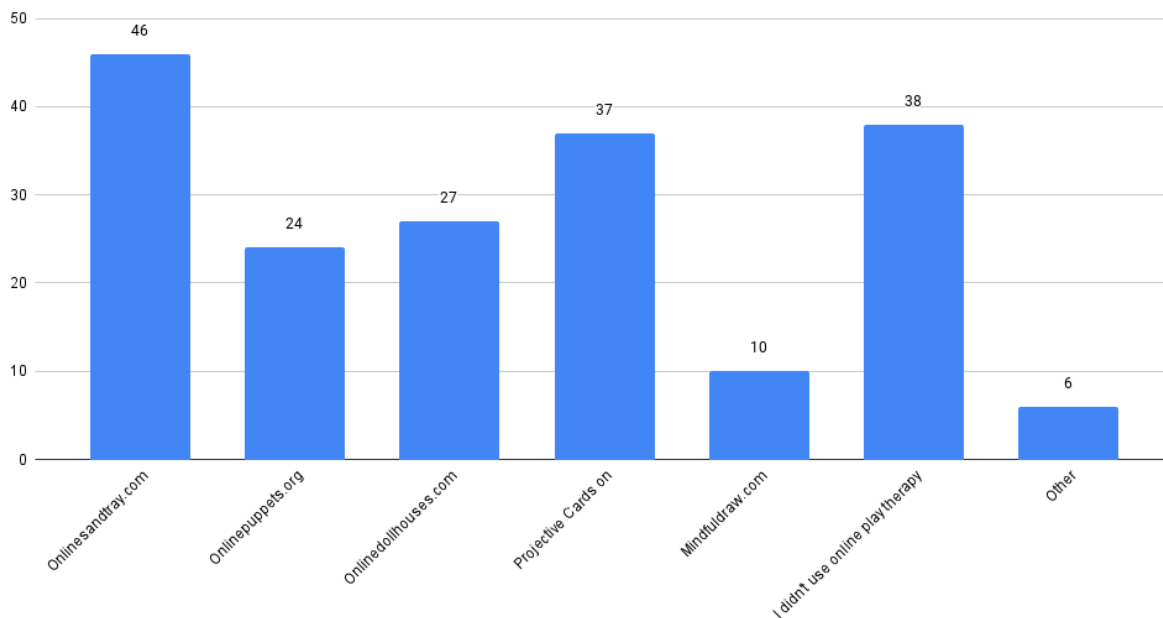
If you used online tools since March 2020 in your therapy work, how has having access to online play therapy tools enabled you to continue your work in therapy with children, adolescents, and/or families? (1 No impact at all - 5 I was able to continue work as usual online)	# of Respondents	% of Respondents
1	2	2.78
2	2	2.78
3	18	25.00
4	26	36.11
5	24	33.33

If you used online tools since March 2020 in your therapy work, how has having access to online play therapy tools enabled you to continue your work in therapy with children, adolescents, and/or families? (1 No impact at all - 5 I was able to continue work as usual online)



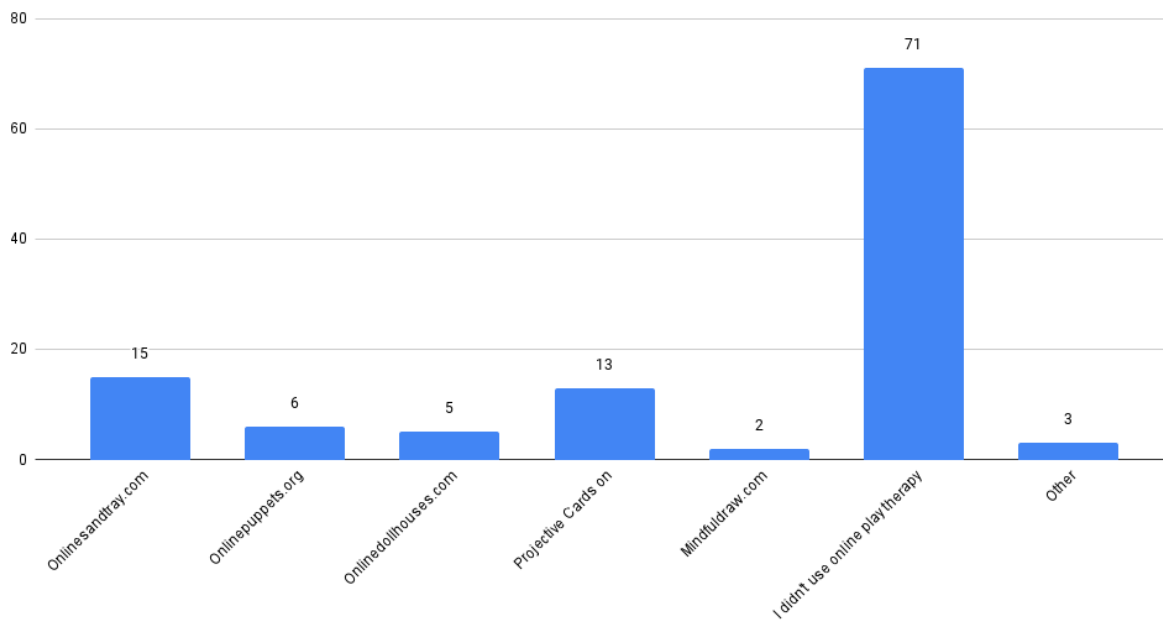
Which of the following online tools have you used since March 2020 for teaching the principles of therapy with children, adolescents, and/or families? (Select all that apply)	# of Respondents	% of Respondents
Onlinesandtray.com	46	50.55
Onlinepuppets.org	24	26.37
Onlinedollhouses.com	27	29.67
Projective Cards on Oaklandertraining.org	37	40.66
Mindfuldraw.com	10	10.99
I didn't use online play therapy tools for teaching the principles of therapy	38	41.76
Other	6	6.59

Which of the following online tools have you used since March 2020 for teaching the principles of therapy with children, adolescents, and/or families? (Select all that apply)



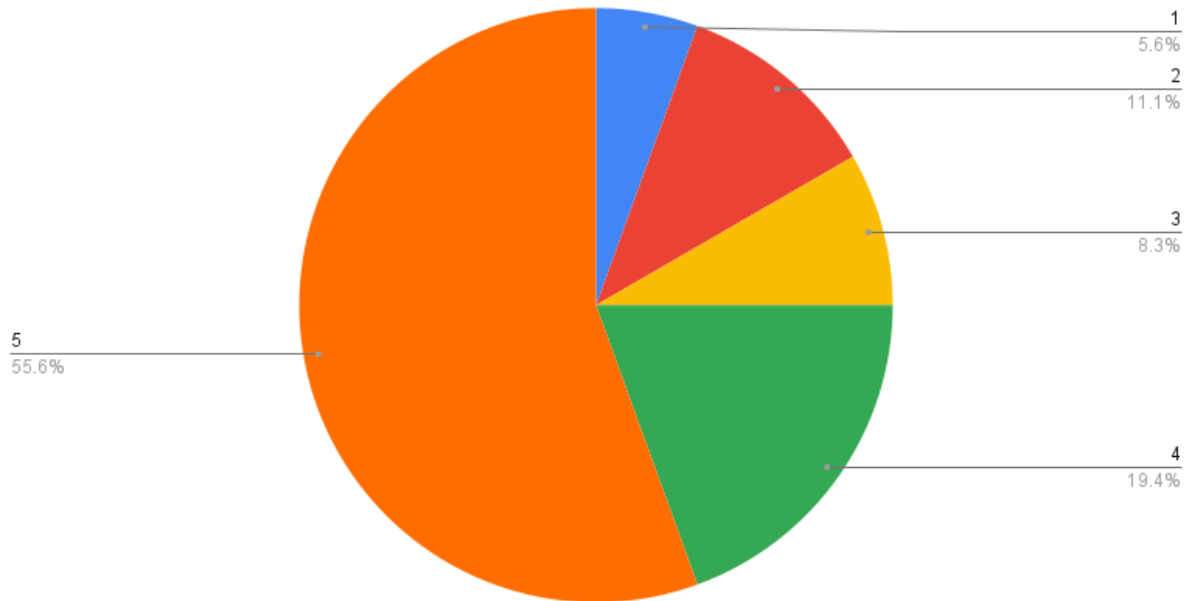
Which of the following online tools have you used since March 2020 for research purposes? (Select all that apply)	# of Respondents	% of Respondents
Onlinesandtray.com	15	16.48
Onlinepuppets.org	6	6.59
Onlinedollhouses.com	5	5.49
Projective Cards on Oaklandertraining.org	13	14.29
Mindfuldraw.com	2	2.20
I didn't use online play therapy tools for research purposes.	71	78.02
Other	3	3.30

Which of the following online tools have you used since March 2020 for research purposes? (Select all that apply)



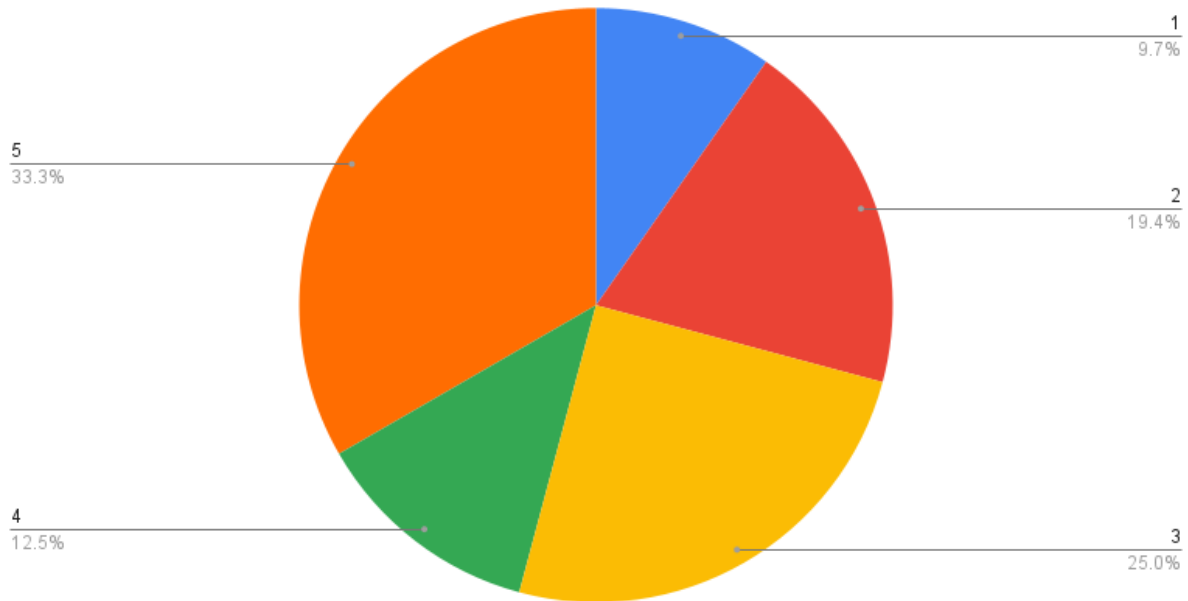
How likely are you to continue to use online play therapy tools virtually in your work with children, adolescents, and/or families? (1 Not at all likely - 5 Extremely Likely)	# of Respondents	% of Respondents
1	4	5.56
2	8	11.11
3	6	8.33
4	14	19.44
5	40	55.56

How likely are you to continue to use online play therapy tools virtually in your work with children, adolescents, and/or families? (1 Not at all likely - 5 Extremely Likely)



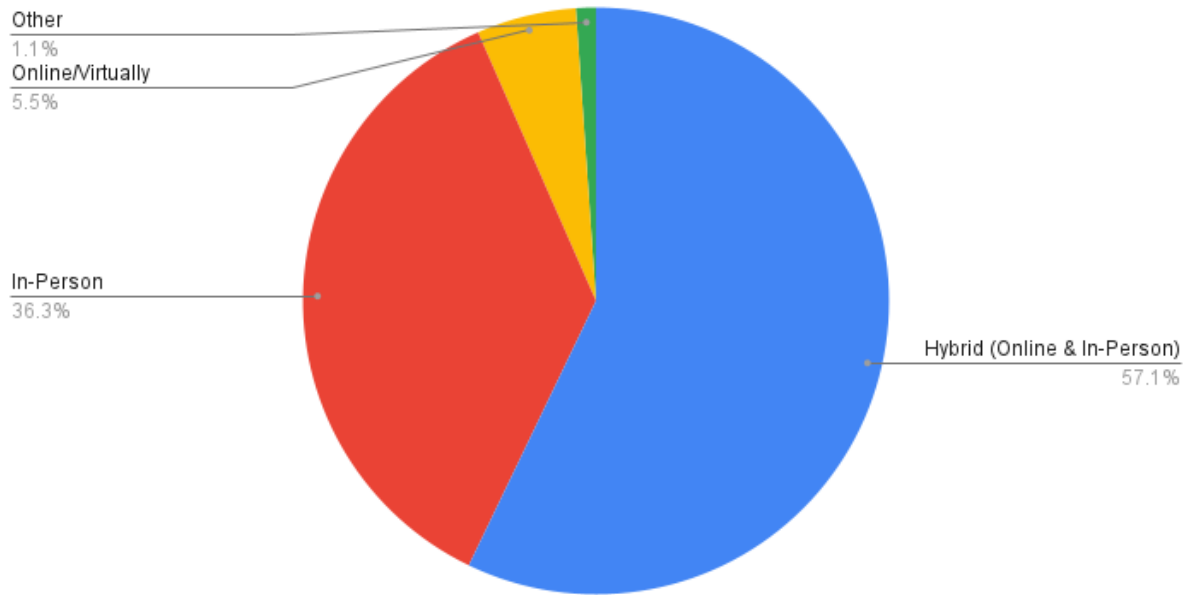
How likely are you to continue to use online play therapy tools in-person in your work with children, adolescents, and/or families? (1 Not at all likely - 5 Extremely Likely)	# of Respondents	% of Respondents
1	7	9.72
2	14	19.44
3	18	25.00
4	9	12.50
5	24	33.33

How likely are you to continue to use online play therapy tools in-person in your work with children, adolescents, and/or families? (1 Not at all likely - 5 Extremely Likely)



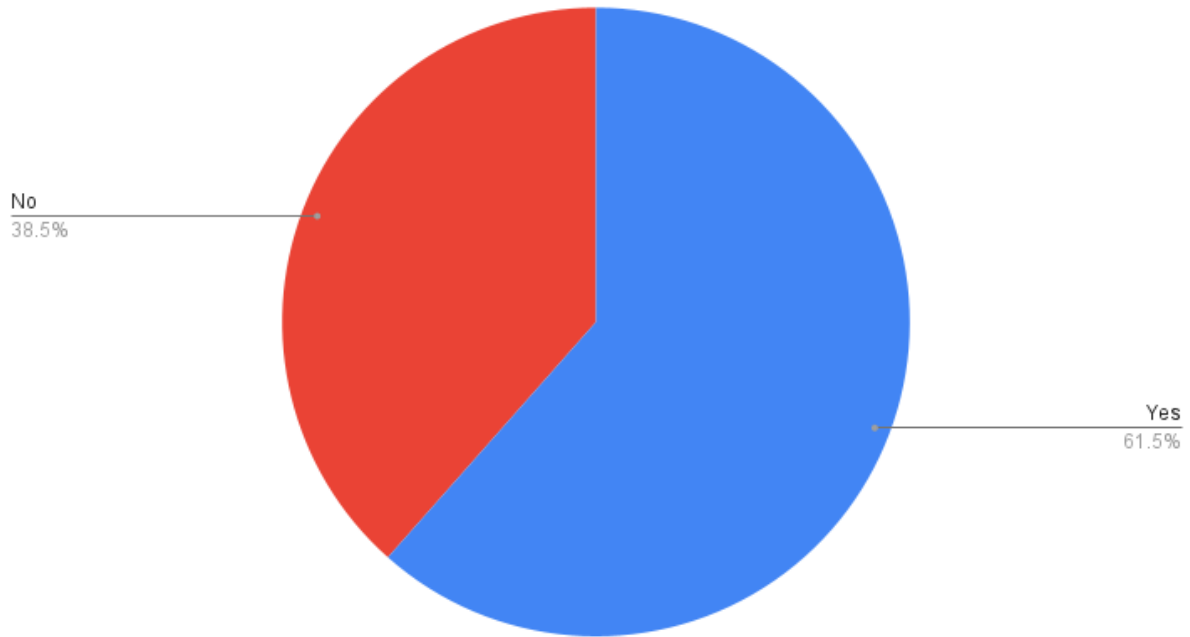
How and where are you currently working with children, adolescents, and/or families?	# of Respondents	% of Respondents
Hybrid (Online & In-Person)	52	57.14
In-Person	33	36.26
Online/Virtually	5	5.49
Other	1	1.10

How and where are you currently working with children, adolescents, and/or families?



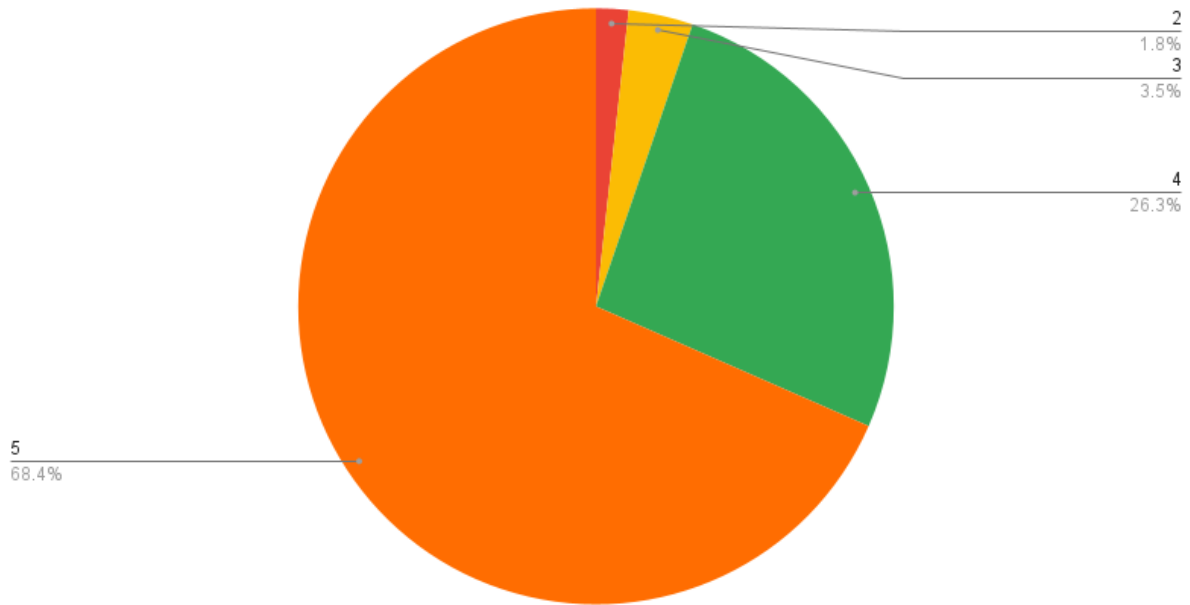
Have you participated in any of the Just for Now calls since March 2020?	# of Respondents	% of Respondents
Yes	56	61.54
No	35	38.46

Have you participated in any of the Just for Now calls since March 2020?



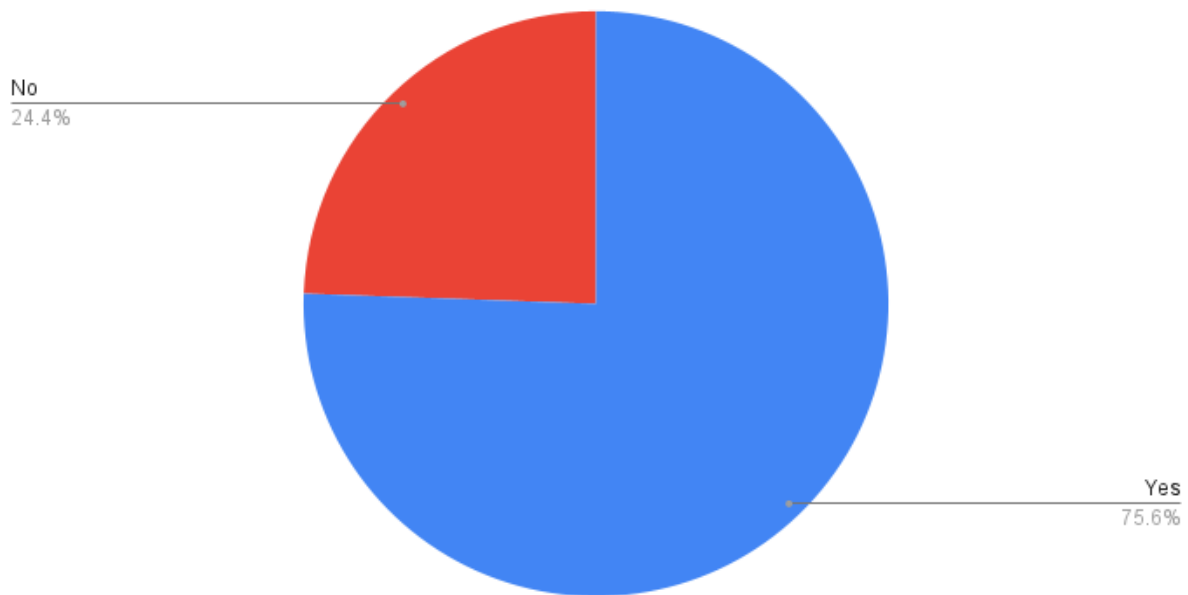
If you have participated in any Just for Now calls, how helpful have you found the Just for Now calls? (1 Not at all Helpful - 5 Extremely Helpful)	# of Respondents	% of Respondents
1	0	0.00
2	1	1.75
3	2	3.51
4	15	26.32
5	39	68.42

If you have participated in any Just for Now calls, how helpful have you found the Just for Now calls? (1 Not at all Helpful - 5 Extremely Helpful)



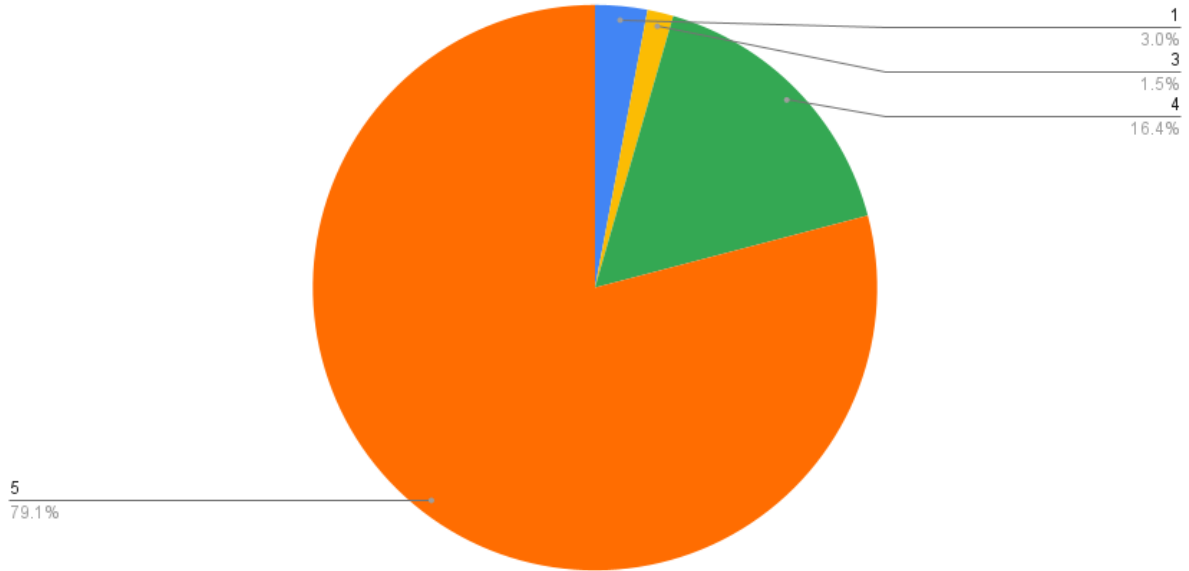
Have you participated in any training in the Oaklander Model or Gestalt Play Therapy since March 2020?	# of Respondents	% of Respondents
Yes	68	75.56
No	22	24.44

Have you participated in any training in the Oaklander Model or Gestalt Play Therapy since March 2020?



If you participated in an Oaklander Model or Gestalt Play Therapy training since March 2020, how helpful was the training for your work with children, adolescents, and/or families? (1 Not at all Helpful - 5 Extremely Helpful)	# of Respondents	% of Respondents
1	2	2.99
2	0	0.00
3	1	1.49
4	11	16.42
5	53	79.10

If you participated in an Oaklander Model or Gestalt Play Therapy training since March 2020, how helpful was the training for your work with children, adolescents, and/or families? (1 Not at all Helpful - 5 Extremely Helpful)



Survey Respondents' Home Countries

Countries	# of Respondents	% of Respondents
Argentina	2	2.27
Bosnia and Herzegovina	1	1.14
Brazil	2	2.27
Bulgaria	1	1.14
Canada	1	1.14
Colombia	1	1.14
Denmark	1	1.14
Georgia	3	3.41
Ireland	1	1.14
Italy	7	7.95
Kenya	1	1.14
Lithuania	5	5.68
Malaysia	1	1.14
Malta	2	2.27

Mexico	5	5.68
Nepal	1	1.14
Pakistan	1	1.14
Panama	2	2.27
Peru	1	1.14
Poland	1	1.14
Portugal	1	1.14
Romania	2	2.27
Serbia	1	1.14
Singapore	1	1.14
South Africa	1	1.14
Ukraine	1	1.14
United Kingdom	3	3.41
United States	36	40.91
Uruguay	1	1.14
Wales	1	1.14

Highlighted Range of Survey Responses per County

